



# MH3050

## Material Handler

# Technical Specifications

Configurations and features may vary by region. Please consult your Cat® dealer for availability in your area.

## Table of Contents

|  |           |
|--|-----------|
| <b>Specifications</b> .....                        | <b>2</b>  |
| Engine .....                                       | 2         |
| Transmission .....                                 | 2         |
| Service Refill Capacity .....                      | 2         |
| Swing Mechanism .....                              | 2         |
| Undercarriage .....                                | 2         |
| Weights .....                                      | 2         |
| Hydraulic System .....                             | 3         |
| Tires .....  | 3         |
| Vibration Levels .....                             | 3         |
| Standards .....                                    | 3         |
| Sound Performance .....                            | 3         |
| Air Conditioning System .....                      | 3         |
| Major Component Weights .....                      | 4         |
| Dimensions .....                                   | 5         |
| Undercarriage Dimensions .....                     | 6         |
| Working Ranges and Forces .....                    | 7         |
| Attachments Offering Guide:                        |           |
| Europe .....                                       | 12        |
| North America .....                                | 13        |
| <b>Standard and Optional Equipment</b> .....       | <b>14</b> |
| <b>Dealer Installed Kits and Attachments</b> ..... | <b>16</b> |
| <b>Cab Options</b> .....                           | <b>17</b> |

# MH3050 Material Handler Specifications

## Engine

|                     |            |                     |
|---------------------|------------|---------------------|
| Engine Model        | Cat® C9.3B |                     |
| Net Power           |            |                     |
| ISO 9249            | 258 kW     | 346 hp              |
| ISO 9249 (metric)   | 351 mhp    |                     |
| Engine Power        |            |                     |
| ISO 14396           | 259 kW     | 347 hp              |
| ISO 14396 (metric)  | 352 mhp    |                     |
| Bore                | 115 mm     | 4.5 in              |
| Stroke              | 149 mm     | 5.9 in              |
| Displacement        | 9.3 L      | 568 in <sup>3</sup> |
| Number of Cylinders | 6          |                     |

- Meets U.S. EPA Tier 4 Final, EU Stage V, and Japan 2014 emission standards.
- Recommended for use up to 3300 m (10,830 ft) altitude with engine power derate above 2300 m (7,550 ft).
- Advertised power is tested per the specified standard in effect at the time of manufacture.
- Net power advertised is the power available at the flywheel when the engine is equipped with fan, air intake system, exhaust system, and alternator.
- Rated speed 1,900 rpm.
- Cat diesel engines are required to use ULSD (ultra-low sulfur diesel fuel with 15 ppm of sulfur or less) or ULSD blended with the following lower-carbon intensity fuels\*\* up to:
  - ✓ 20% biodiesel FAME (fatty acid methyl ester)\*
  - ✓ 100% renewable diesel, HVO (hydrotreated vegetable oil) and GTL (gas-to-liquid) fuels

Refer to guidelines for successful application. Please consult your Cat dealer or “Caterpillar Machine Fluids Recommendations” (SEBU6250) for details.

*\*Engines with no aftertreatment devices can use higher blends, up to 100% biodiesel (for use of blends higher than 20% biodiesel, consult your Cat dealer).*

**\*\***Lower-carbon intensity fuels do not significantly reduce GHGs at the tailpipe.

## Transmission

|  |           |            |
|--|-----------|------------|
| Forward/Reverse                                |           |            |
| 1st Gear                                       | 5.0 km/h  | 3.1 mph    |
| 2nd Gear                                       | 18.0 km/h | 11.2 mph   |
| Creeper Speed                                  |           |            |
| 1st Gear                                       | 3.0 km/h  | 1.9 mph    |
| 2nd Gear                                       | 12.0 km/h | 7.5 mph    |
| Drawbar Pull                                   | 182 kN    | 40,915 lbf |
| Maximum Gradeability at (48 000 kg/105,800 lb) | 41%       |            |

## Service Refill Capacity

|                                   |       |           |
|-----------------------------------|-------|-----------|
| Fuel Tank Capacity                | 600 L | 158.5 gal |
| Cooling System                    | 40 L  | 10.6 gal  |
| Engine Oil                        | 32 L  | 8.5 gal   |
| Swing Drive                       | 18 L  | 4.8 gal   |
| Final Drive (each)                | 4.5 L | 1.2 gal   |
| Hydraulic System (including tank) | 423 L | 111.7 gal |
| Hydraulic Tank                    | 186 L | 49.1 gal  |
| Diesel Exhaust Fluid (DEF) Tank   | 80 L  | 21.1 gal  |
| Rear Axle Differential            | 40 L  | 10.6 gal  |
| Steering Axle Differential        | 40 L  | 10.6 gal  |
| Powershift Transmission           | 3.0 L | 0.8 gal   |

## Swing Mechanism

|                      |          |                |
|----------------------|----------|----------------|
| Swing Speed          | 10.0 rpm |                |
| Maximum Swing Torque | 143 kN·m | 105,820 lbf·ft |

## Undercarriage

|                        |         |         |
|------------------------|---------|---------|
| Ground Clearance       | 270 mm  | 10.6 in |
| Maximum Steering Angle | 30°     |         |
| Oscillation Axle Angle | 6°      |         |
| Minimum Turning Radius |         |         |
| Outside of Stabilizer  | 9500 mm | 31.2 ft |

## Weights

|                                |           |            |
|--------------------------------|-----------|------------|
| Operating Weights <sup>1</sup> |           |            |
| Minimum                        | 48 000 kg | 105,800 lb |
| Maximum                        | 50 000 kg | 110,250 lb |

### Typical Configurations

|                                      |           |            |
|--------------------------------------|-----------|------------|
| Scrapyard Configuration <sup>1</sup> | 48 750 kg | 107,500 lb |
|--------------------------------------|-----------|------------|

<sup>1</sup>Scrap Handling configuration includes full fuel tank, 75 kg (165 lb) operator, 2000 kg (4,410 lb) grapple, 25 kW generator and 12.00-24 size solid tires.

# MH3050 Material Handler Specifications

## Hydraulic System

|                              |            |              |
|------------------------------|------------|--------------|
| Maximum Pressure             |            |              |
| Implements                   | 31 000 kPa | 4,496 psi    |
| Travel Circuit               | 35 000 kPa | 5,076 psi    |
| Swing Circuit                | 29 400 kPa | 4,264 psi    |
| Medium Pressure              |            |              |
|                              | 20 000 kPa | 2,901 psi    |
| Maximum Flow                 |            |              |
| System                       | 630 L/min  | 166 gal/min  |
| Swing                        | 315 L/min  | 83 gal/min   |
| Medium Pressure              | 68 L/min   | 14.5 gal/min |
| Boom Cylinder (MH) – Bore    | 170 mm     | 7 in         |
| Boom Cylinder (MH) – Stroke  | 1350 mm    | 53 in        |
| Stick Cylinder (MH) – Bore   | 140 mm     | 6 in         |
| Stick Cylinder (MH) – Stroke | 1500 mm    | 59 in        |

## Tires

|          |                              |
|----------|------------------------------|
| Standard | 12.00-24 (Dual Solid Rubber) |
| Optional | 14.00-24 (Dual Solid Rubber) |

## Vibration Levels

|                                  |                       |                        |
|----------------------------------|-----------------------|------------------------|
| Maximum Hand/Arm                 |                       |                        |
| ISO 5349-2001                    | <2.5 m/s <sup>2</sup> | <8.2 ft/s <sup>2</sup> |
| Maximum Whole Body               |                       |                        |
| ISO/TR 25398:2006                | <0.5 m/s <sup>2</sup> | <1.6 ft/s <sup>2</sup> |
| Seat Transmissibility Factor     |                       |                        |
| ISO 7096:2000-spectral class EM5 | <0.7                  |                        |

## Standards

|   |                         |
|---|-------------------------|
| Brakes  | ISO 3450:2011           |
| Cab/Tip Over Protective Structure (TOPS)      | EN474-5:2006 + A3:2013  |
| Falling Object Guard System (FOGS) (optional) | ISO 10262:1998 Level II |

## Sound Performance

|                         |           |
|-------------------------|-----------|
| 2000/14/EC (external)   | 106 dB(A) |
| 2000/14/EC (inside cab) | 70 dB(A)  |

- External Sound – The labeled spectator sound power level is measured according to the test procedures and conditions specified in 2000/14/EC.
- Internal Sound – The operator sound level is measured according to the procedures specified in 2000/14/EC, for a cab offered by Caterpillar, when properly installed and maintained and tested with the door and windows closed.
- Hearing protection may be needed when operating with an open operator station and cab (when not properly maintained for doors/windows open) for extended periods or in noisy environment(s).

## Air Conditioning System

The air conditioning system on this machine contains the fluorinated greenhouse gas refrigerant R134a (Global Warming Potential = 1430). The system contains 1.25 kg (2.76 lb) of refrigerant which has a CO<sub>2</sub> equivalent of 1.787 metric tonnes (1.970 tons).

# MH3050 Material Handler Specifications

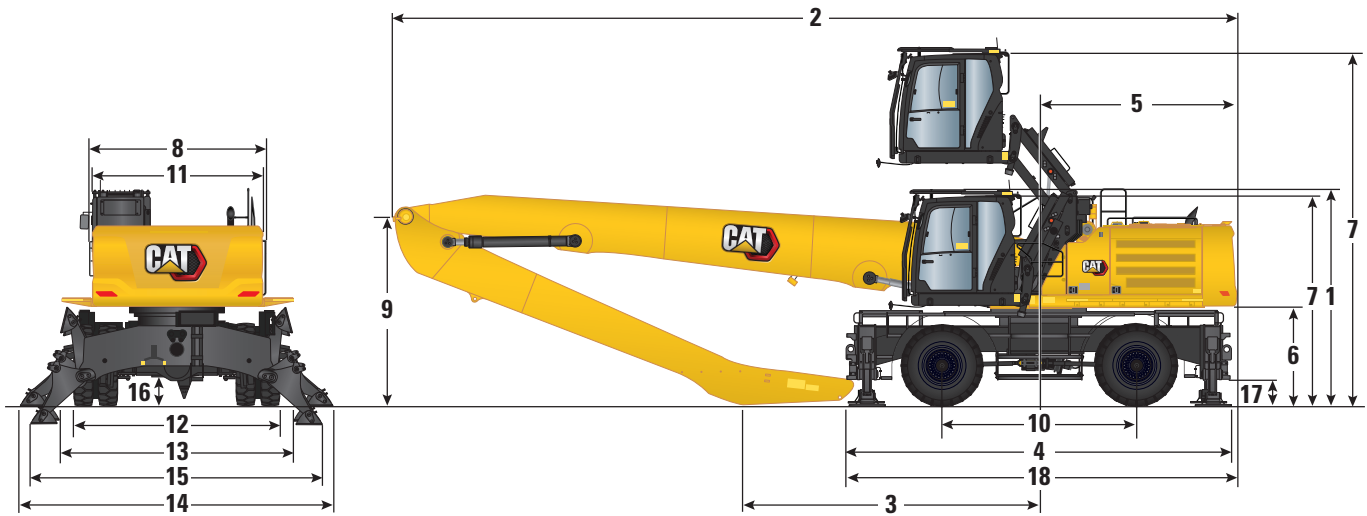
## Major Component Weights

|  | kg     | lb     |
|--|--------|--------|
| Booms (including boom and stick cylinders, pins and standard hydraulic lines):                   |        |        |
| 10.95 m (35'11") MH Boom   | 6300   | 13,900 |
| Sticks (including bucket cylinder and linkage [if equipped], pins and standard hydraulic lines): |        |        |
| 8.3 m (27'3") Industrial Stick   | 2750   | 6,050  |
| Counterweight:   |        |        |
| Standard   | 9000   | 19,850 |
| Undercarriage (including axles, tires and steps):  |        |        |
| Front and Rear Stabilizers   | 15 000 | 33,050 |
| Tires:   |        |        |
| Solid Tires (12.00-24 dual)  | 2750   | 6,050  |
| Solid Tires (14.00-24 dual)  | 3750   | 8,250  |
| Optional Equipment:  |        |        |
| Generator  | 400    | 900    |
| FOGS Guard   | 130    | 300    |
| High Impact Resistance Windshield (P8B glass)  | 70     | 150    |
| Grapples (includes mounting bracket):  |        |        |
| CTV20-1300 (1.30 m <sup>3</sup> /1.75 yd <sup>3</sup> )  | 1780   | 3,900  |
| CTV20-1500 (1.50 m <sup>3</sup> /2.0 yd <sup>3</sup> )   | 1850   | 4,100  |
| CTV20-1700 (1.70 m <sup>3</sup> /2.25 yd <sup>3</sup> )  | 1910   | 4,200  |
| GSH425-750-S (0.75 m <sup>3</sup> /1.0 yd <sup>3</sup> )   | 1670   | 3,700  |
| GSH425-950-S (0.95 m <sup>3</sup> /1.25 yd <sup>3</sup> )  | 1710   | 3,750  |
| GSH425-1150-S (1.15 m <sup>3</sup> /1.5 yd <sup>3</sup> )  | 1770   | 3,900  |
| GSH525-750-S (0.75 m <sup>3</sup> /1.0 yd <sup>3</sup> )   | 1980   | 4,350  |
| GSH525-950-S (0.95 m <sup>3</sup> /1.25 yd <sup>3</sup> )  | 2020   | 4,450  |
| GSH525-1150-S (1.15 m <sup>3</sup> /1.5 yd <sup>3</sup> )  | 2090   | 4,600  |
| GSH440-950-S (0.95 m <sup>3</sup> /1.25 yd <sup>3</sup> )  | 2180   | 4,800  |
| GSH440-1150-S (1.15 m <sup>3</sup> /1.5 yd <sup>3</sup> )  | 2220   | 4,900  |
| GSV425-600-S (0.60 m <sup>3</sup> /0.75 yd <sup>3</sup> )  | 1600   | 3,550  |
| GSV425-750-S (0.75 m <sup>3</sup> /1.0 yd <sup>3</sup> )   | 1640   | 3,600  |
| GSV425-950-S (0.95 m <sup>3</sup> /1.25 yd <sup>3</sup> )  | 1690   | 3,750  |
| GSV425-1150-S (1.15 m <sup>3</sup> /1.5 yd <sup>3</sup> )  | 1730   | 3,800  |
| GSV425-1550-S (1.55 m <sup>3</sup> /2.0 yd <sup>3</sup> )  | 1800   | 3,950  |
| GSV525-600-S (0.60 m <sup>3</sup> /0.75 yd <sup>3</sup> )  | 1850   | 4,100  |
| GSV525-750-S (0.75 m <sup>3</sup> /1.0 yd <sup>3</sup> )   | 1900   | 4,200  |
| GSV525-950-S (0.95 m <sup>3</sup> /1.25 yd <sup>3</sup> )  | 1960   | 4,300  |
| GSV525-1150-S (1.15 m <sup>3</sup> /1.5 yd <sup>3</sup> )  | 2020   | 4,450  |
| GSV525-1550-S (1.55 m <sup>3</sup> /2.0 yd <sup>3</sup> )  | 2100   | 4,650  |
| GLL55B   | 1290   | 2,850  |
| GLL60B   | 1340   | 2,950  |

# MH3050 Material Handler Specifications

## Dimensions

All dimensions are approximate. Values are with 16.00-25 solid tires.



### Boom Option

**MH Boom**  
10.95 m (35'11")

### Stick Option

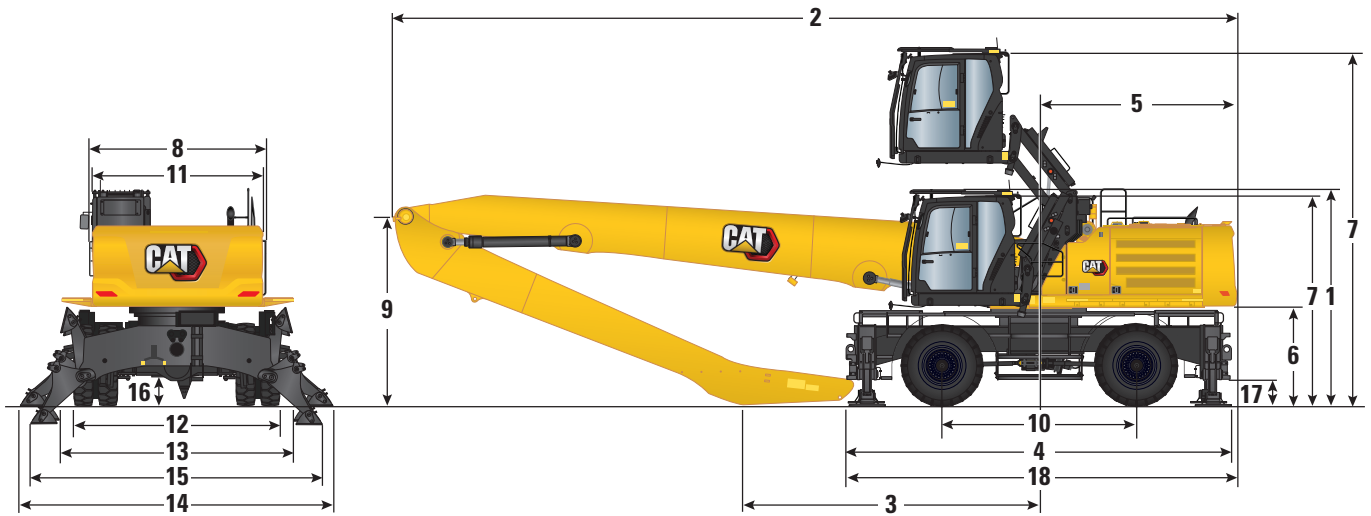
**Industrial**  
8.3 m (27'3")

|   |           |        |
|---|-----------|--------|
| <b>1</b> Shipping Height with Falling Object Guard (highest point between boom and cab) | 3720 mm   | 12'2"  |
| <b>2</b> Shipping Length  |           |        |
| 3.49 m (11'5") MH Undercarrige  | 14 840 mm | 48'8"  |
| <b>3</b> Support Point  | 5030 mm   | 16'6"  |
| <b>4</b> Machine Length   |           |        |
| 3.49 m (11'5") MH Undercarrige  | 6850 mm   | 22'6"  |
| <b>5</b> Tail Swing Radius  | 3520 mm   | 11'7"  |
| <b>6</b> Counterweight Clearance  | 1630 mm   | 5'4"   |
| <b>7</b> Cab Height   |           |        |
| Cab lowered – without Falling Object Guard  | 3670 mm   | 12'0"  |
| Cab lowered – with Falling Object Guard   | 3720 mm   | 12'2"  |
| Cab lowered – with Roof Wiper Guard   | 3810 mm   | 12'6"  |
| Cab raised – without Falling Object Guard   | 6260 mm   | 20'6"  |
| Cab raised – with Falling Object Guard  | 6310 mm   | 20'8"  |
| Cab raised – with Roof Wiper Guard  | 6400 mm   | 21'0"  |
| <b>8</b> Upperframe Width   |           |        |
| Including Handrails   | 3110 mm   | 10'2"  |
| Including Walkways  | 4030 mm   | 13'3"  |
| <b>9</b> Linkage Height (including hydraulic lines at shipping position)                | 3600 mm   | 11'10" |

# MH3050 Material Handler Specifications

## Undercarriage Dimensions

All Dimensions are approximate. Values are with 12.00-24 solid tires.

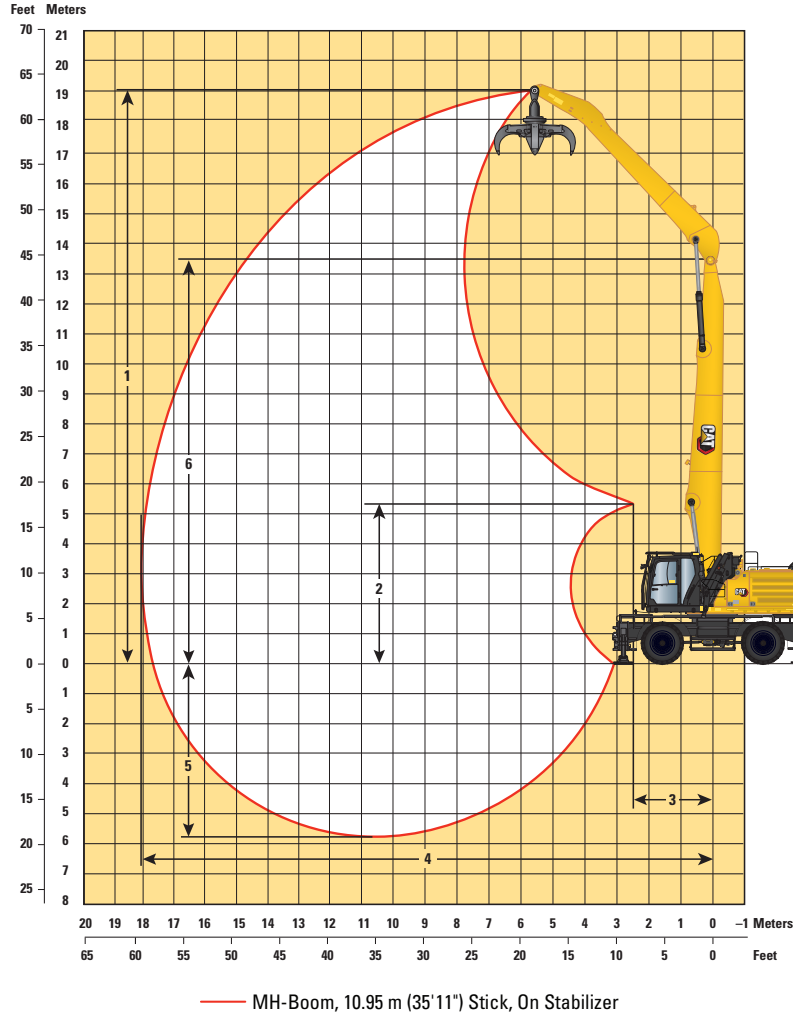


| Undercarriage                        | 3.49 m (11'5") |       |
|--------------------------------------|----------------|-------|
| <b>10</b> Wheel Base                 | 3400 mm        | 11'2" |
| <b>11</b> Shipping Width             | 3490 mm        | 11'5" |
| Undercarriage Width:                 |                |       |
| <b>12</b> Outside Tires              | 3480 mm        | 11'5" |
| <b>13</b> With Outriggers Up         | 3490 mm        | 11'5" |
| <b>14</b> With Outriggers on Ground  | 5530 mm        | 18'2" |
| <b>15</b> With Outriggers Fully Down | 5360 mm        | 17'7" |
| Clearance to Ground:                 |                |       |
| <b>16</b> Axle Clearance             | 270 mm         | 0'11" |
| <b>17</b> Outrigger Clearance        | 310 mm         | 1'0"  |
| <b>18</b> Undercarriage Length       | 6750 mm        | 22'2" |

# MH3050 Material Handler Specifications

## Working Ranges and Forces

All dimensions are approximate.



| Boom Option           | MH Boom<br>10.95 m (35'11") |        |
|-----------------------|-----------------------------|--------|
| Stick Option          | Industrial<br>8.3 m (27'3") |        |
| 1 Maximum Height      | 19 030 mm                   | 62'5"  |
| 2 Minimum Dump Height | 5330 mm                     | 17'6"  |
| 3 Minimum Reach       | 2590 mm                     | 8'6"   |
| 4 Maximum Reach       | 18 060 mm                   | 59'3"  |
| 5 Maximum Depth       | 5760 mm                     | 18'11" |
| 6 Boom Pin Height     | 13 470 mm                   | 44'2"  |

All dimensions refer to stick nose pin, machine on stabilizers.

# MH3050 Material Handler Specifications

## Lift Capacities – Counterweight: 9000 kg (19,850 lb)

Work tool: none, hydraulic cab riser, solid tires, bucket cylinder and bucket linkage installed, all lift capacity values are in kg

 Load point height    
  Load over front    
  Load over side    
  Load at maximum reach (stick nose/bucket pin)

### Undercarriage















3.49 m (11'5") (MH) Undercarriage

### Boom

10.95 m (35'11")

### Stick

8.3 m (27'3")

|  | Undercarriage configuration         | 4500 mm   |   | 6000 mm   |   | 7500 mm   |   | 9000 mm   |   | 10 500 mm   |   |  |   | mm     |
|--|-------------------------------------|---|---|---|---|---|---|---|---|---|---|---|---|--------|
|  |                                     |  |  |  |  |  |  |  |  |  |  |  |  |        |
| 18 000 mm  | 3.49 m (11'5") MH – Outriggers Down |   |   |   |   |   |   | *4750   | *4750   |   |   | *4400   | *4400   | 9240   |
| 16 500 mm  | 3.49 m (11'5") MH – Outriggers Down |   |   |   |   |   |   | *5850   | *5850   | *4850   | *4850   | *3950   | *3950   | 11 410 |
| 15 000 mm  | 3.49 m (11'5") MH – Outriggers Down |   |   |   |   |   |   |   |   | *5850   | *5850   | *3700   | *3700   | 13 040 |
| 13 500 mm  | 3.49 m (11'5") MH – Outriggers Down |   |   |   |   |   |   |   |   | *6600   | *6600   | *3550   | *3550   | 14 340 |
| 12 000 mm  | 3.49 m (11'5") MH – Outriggers Down |   |   |   |   |   |   |   |   | *7050   | *7050   | *3450   | *3450   | 15 370 |
| 10 500 mm  | 3.49 m (11'5") MH – Outriggers Down |   |   |   |   |   |   | *8100   | *8100   | *7150   | *7150   | *3400   | *3400   | 16 210 |
| 9000 mm  | 3.49 m (11'5") MH – Outriggers Down |   |   |   |   |   |   | *8300   | *8300   | *7250   | *7250   | *3400   | *3400   | 16 860 |
| 7500 mm  | 3.49 m (11'5") MH – Outriggers Down |   |   |   |   | *10 050   | *10 050   | *8500   | *8500   | *7400   | *7400   | *3450   | *3450   | 17 370 |
| 6000 mm  | 3.49 m (11'5") MH – Outriggers Down |   |   | *13 000   | *13 000   | *10 500   | *10 500   | *8800   | *8800   | *7550   | *7550   | *3500   | *3500   | 17 730 |
| 4500 mm  | 3.49 m (11'5") MH – Outriggers Down | *18 750   | *18 750   | *13 850   | *13 850   | *10 950   | *10 950   | *9050   | *9050   | *7650   | *7650   | *3600   | *3600   | 17 960 |
| 3000 mm  | 3.49 m (11'5") MH – Outriggers Down | *5800   | *5800   | *14 300   | *14 300   | *11 200   | *11 200   | *9150   | *9150   | *7700   | *7700   | *3650   | *3650   | 18 060 |
| 1500 mm  | 3.49 m (11'5") MH – Outriggers Down | *3000   | *3000   | *8300   | *8300   | *11 200   | *11 200   | *9150   | *9150   | *7650   | *7650   | *3450   | *3450   | 18 030 |
| 0 mm   | 3.49 m (11'5") MH – Outriggers Down | *2700   | *2700   | *5700   | *5700   | *10 800   | *10 800   | *8900   | *8900   | *7450   | *7450   | *3200   | *3200   | 17 880 |
| -1500 mm   | 3.49 m (11'5") MH – Outriggers Down | *3000   | *3000   | *5150   | *5150   | *9600   | *9600   | *8400   | *8400   | *7050   | *7050   | *2950   | *2950   | 17 600 |
| -3000 mm   | 3.49 m (11'5") MH – Outriggers Down |   |   | *5150   | *5150   | *8500   | *8500   | *7600   | *7600   | *6450   | *6450   | *2600   | *2600   | 17 180 |
| -4500 mm   | 3.49 m (11'5") MH – Outriggers Down |   |   |   |   | *7600   | *7600   | *6600   | *6600   | *5650   | *5650   |   |   |        |

## Lift Capacities – Counterweight: 9000 kg (19,850 lb)

Work tool: none, hydraulic cab riser, solid tires, bucket cylinder and bucket linkage installed, all lift capacity values are in lb

 Load point height    
  Load over front    
  Load over side    
  Load at maximum reach (stick nose/bucket pin)

### Undercarriage















3.49 m (11'5") MH Undercarriage

### Boom

10.95 m (35'11")

### Stick

8.3 m (27'3")

|  | Undercarriage configuration         | 15 ft   |   | 20 ft   |   | 25 ft   |   | 30 ft   |   | 35 ft   |   |  |   | ft    |
|--|-------------------------------------|---|---|---|---|---|---|---|---|---|---|---|---|-------|
|  |                                     |  |  |  |  |  |  |  |  |  |  |  |  |       |
| 60 ft  | 3.49 m (11'5") MH – Outriggers Down |   |   |   |   |   |   |   |   |   |   | *10,000   | *10,000   | 28.67 |
| 55 ft  | 3.49 m (11'5") MH – Outriggers Down |   |   |   |   |   |   | *12,400   | *12,400   | *9,900  | *9,900  | *8,900  | *8,900  | 36.32 |
| 50 ft  | 3.49 m (11'5") MH – Outriggers Down |   |   |   |   |   |   |   |   | *12,400   | *12,400   | *8,200  | *8,200  | 42.03 |
| 45 ft  | 3.49 m (11'5") MH – Outriggers Down |   |   |   |   |   |   |   |   | *14,100   | *14,100   | *7,900  | *7,900  | 46.49 |
| 40 ft  | 3.49 m (11'5") MH – Outriggers Down |   |   |   |   |   |   |   |   | *15,400   | *15,400   | *7,600  | *7,600  | 50.03 |
| 35 ft  | 3.49 m (11'5") MH – Outriggers Down |   |   |   |   |   |   | *17,600   | *17,600   | *15,500   | *15,500   | *7,500  | *7,500  | 52.89 |
| 30 ft  | 3.49 m (11'5") MH – Outriggers Down |   |   |   |   |   |   | *18,000   | *18,000   | *15,700   | *15,700   | *7,500  | *7,500  | 55.15 |
| 25 ft  | 3.49 m (11'5") MH – Outriggers Down |   |   |   |   | *21,700   | *21,700   | *18,500   | *18,500   | *16,000   | *16,000   | *7,600  | *7,600  | 56.86 |
| 20 ft  | 3.49 m (11'5") MH – Outriggers Down |   |   | *28,100   | *28,100   | *22,700   | *22,700   | *19,100   | *19,100   | *16,300   | *16,300   | *7,700  | *7,700  | 58.10 |
| 15 ft  | 3.49 m (11'5") MH – Outriggers Down | *40,500   | *40,500   | *29,900   | *29,900   | *23,700   | *23,700   | *19,600   | *19,600   | *16,600   | *16,600   | *7,900  | *7,900  | 58.89 |
| 10 ft  | 3.49 m (11'5") MH – Outriggers Down | *14,200   | *14,200   | *31,000   | *31,000   | *24,300   | *24,300   | *19,900   | *19,900   | *16,700   | *16,700   | *8,000  | *8,000  | 59.25 |
| 5 ft   | 3.49 m (11'5") MH – Outriggers Down | *7,000  | *7,000  | *19,700   | *19,700   | *24,200   | *24,200   | *19,800   | *19,800   | *16,600   | *16,600   | *7,600  | *7,600  | 59.15 |
| 0 ft   | 3.49 m (11'5") MH – Outriggers Down | *6,200  | *6,200  | *13,200   | *13,200   | *23,400   | *23,400   | *19,200   | *19,200   | *16,100   | *16,100   | *7,100  | *7,100  | 58.66 |
| -5 ft  | 3.49 m (11'5") MH – Outriggers Down | *6,700  | *6,700  | *11,700   | *11,700   | *21,800   | *21,800   | *18,200   | *18,200   | *15,300   | *15,300   | *6,500  | *6,500  | 57.71 |
| -10 ft   | 3.49 m (11'5") MH – Outriggers Down |   |   | *11,700   | *11,700   | *19,500   | *19,500   | *16,500   | *16,500   | *14,000   | *14,000   | *5,800  | *5,800  | 56.30 |
| -15 ft   | 3.49 m (11'5") MH – Outriggers Down |   |   |   |   | *16,400   | *16,400   | *14,200   | *14,200   | *12,100   | *12,100   |   |   |       |

\* = Indicates that the load is limited by hydraulic lifting capacity rather than tipping load.

Oscillating Axle needs to be locked. Weight of all lifting accessories must be subtracted from the lifting capacities.

All lift capacities calculated and rated per ISO 10567:2007. Rated loads do not exceed 87% of hydraulic lift capacity or 75% of tipping load. Heavy Lift Function OFF


Lifting capacities are based on the machine standing on a firm uniform supporting surface. The load point is the centre line of the bucket pivot mounting pin on the stick.





# MH3050 Material Handler Specifications


## Lift Capacities – Counterweight: 9000 kg (19,850 lb) (continued)

Work tool: none, hydraulic cab riser, solid tires, bucket cylinder and bucket linkage installed, all lift capacity values are in kg

 Load point height

 Load over front

 Load over side

 Load at maximum reach (stick nose/bucket pin)

### Undercarriage















3.49 m (11'5") (MH) Undercarriage

### Boom

10.95 m (35'11")

### Stick

8.3 m (27'3")

|  | Undercarriage configuration         | 12 000 mm   |   | 13 500 mm   |   | 15 000 mm   |   | 16 500 mm   |   | 18 000 mm   |   |  |   | mm     |
|---|-------------------------------------|---|---|---|---|---|---|---|---|---|---|---|---|--------|
|   |                                     |  |  |  |  |  |  |  |  |  |  |  |  |        |
| 18 000 mm   | 3.49 m (11'5") MH – Outriggers Down |   |   |   |   |   |   |   |   |   |   | *4400   | *4400   | 9240   |
| 16 500 mm   | 3.49 m (11'5") MH – Outriggers Down |   |   |   |   |   |   |   |   |   |   | *3950   | *3950   | 11 410 |
| 15 000 mm   | 3.49 m (11'5") MH – Outriggers Down | *4800   | *4800   |   |   |   |   |   |   |   |   | *3700   | *3700   | 13 040 |
| 13 500 mm   | 3.49 m (11'5") MH – Outriggers Down | *5750   | *5750   | *4550   | *4550   |   |   |   |   |   |   | *3550   | *3550   | 14 340 |
| 12 000 mm   | 3.49 m (11'5") MH – Outriggers Down | *6300   | *6300   | *5500   | *5500   | *4000   | *4000   |   |   |   |   | *3450   | *3450   | 15 370 |
| 10 500 mm   | 3.49 m (11'5") MH – Outriggers Down | *6350   | *6350   | *5700   | *5700   | *5000   | *5000   |   |   |   |   | *3400   | *3400   | 16 210 |
| 9000 mm   | 3.49 m (11'5") MH – Outriggers Down | *6400   | *6400   | *6400   | *6400   | *5750   | *5750   | *5150   | *5150   | *4000   | *4000   | *3400   | *3400   | 16 860 |
| 7500 mm   | 3.49 m (11'5") MH – Outriggers Down | *6500   | *6500   | *5750   | *5750   | *5150   | *5150   | *4550   | *4550   |   |   | *3450   | *3450   | 17 370 |
| 6000 mm   | 3.49 m (11'5") MH – Outriggers Down | *6600   | *6600   | *5800   | *5800   | *5150   | *5150   | *4550   | *4550   |   |   | *3500   | *3500   | 17 730 |
| 4500 mm   | 3.49 m (11'5") MH – Outriggers Down | *6650   | *6650   | *5800   | *5800   | *5100   | *5100   | *4450   | *4450   |   |   | *3600   | *3600   | 17 960 |
| 3000 mm   | 3.49 m (11'5") MH – Outriggers Down | *6650   | *6650   | *5750   | *5750   | *5000   | *5000   | *4350   | *4350   | *3650   | *3650   | *3650   | *3650   | 18 060 |
| 1500 mm   | 3.49 m (11'5") MH – Outriggers Down | *6550   | *6550   | *5650   | *5650   | *4900   | *4900   | *4200   | *4200   | *3450   | *3450   | *3450   | *3450   | 18 030 |
| 0 mm  | 3.49 m (11'5") MH – Outriggers Down | *6350   | *6350   | *5450   | *5450   | *4650   | *4650   | *3950   | *3950   |   |   | *3200   | *3200   | 17 880 |
| -1500 mm  | 3.49 m (11'5") MH – Outriggers Down | *6000   | *6000   | *5100   | *5100   | *4350   | *4350   | *3550   | *3550   |   |   | *2950   | *2950   | 17 600 |
| -3000 mm  | 3.49 m (11'5") MH – Outriggers Down | *5500   | *5500   | *4650   | *4650   | *3850   | *3850   | *3050   | *3050   |   |   | *2600   | *2600   | 17 180 |
| -4500 mm  | 3.49 m (11'5") MH – Outriggers Down | *4800   | *4800   | *4000   | *4000   | *3200   | *3200   |   |   |   |   |   |   |        |


## Lift Capacities – Counterweight: 9000 kg (19,850 lb)

Work tool: none, hydraulic cab riser, solid tires, bucket cylinder and bucket linkage installed, all lift capacity values are in lb

 Load point height

 Load over front

 Load over side

 Load at maximum reach (stick nose/bucket pin)

### Undercarriage















3.49 m (11'5") MH Undercarriage

### Boom

10.95 m (35'11")

### Stick

8.3 m (27'3")

|  | Undercarriage configuration         | 40 ft   |   | 45 ft   |   | 50 ft   |   | 55 ft   |   | 60 ft   |   |  |   | ft    |
|---|-------------------------------------|---|---|---|---|---|---|---|---|---|---|---|---|-------|
|   |                                     |  |  |  |  |  |  |  |  |  |  |  |  |       |
| 60 ft   | 3.49 m (11'5") MH – Outriggers Down |   |   |   |   |   |   |   |   |   |   | *10,000   | *10,000   | 28.67 |
| 55 ft   | 3.49 m (11'5") MH – Outriggers Down |   |   |   |   |   |   |   |   |   |   | *8,900  | *8,900  | 36.32 |
| 50 ft   | 3.49 m (11'5") MH – Outriggers Down | *9,800  | *9,800  |   |   |   |   |   |   |   |   | *8,200  | *8,200  | 42.03 |
| 45 ft   | 3.49 m (11'5") MH – Outriggers Down | *12,100   | *12,100   | *9,200  | *9,200  |   |   |   |   |   |   | *7,900  | *7,900  | 46.49 |
| 40 ft   | 3.49 m (11'5") MH – Outriggers Down | *13,800   | *13,800   | *11,500   | *11,500   | *7,800  | *7,800  |   |   |   |   | *7,600  | *7,600  | 50.03 |
| 35 ft   | 3.49 m (11'5") MH – Outriggers Down | *13,800   | *13,800   | *12,400   | *12,400   | *10,200   | *10,200   |   |   |   |   | *7,500  | *7,500  | 52.89 |
| 30 ft   | 3.49 m (11'5") MH – Outriggers Down | *13,900   | *13,900   | *12,400   | *12,400   | *11,100   | *11,100   | *7,800  | *7,800  |   |   | *7,500  | *7,500  | 55.15 |
| 25 ft   | 3.49 m (11'5") MH – Outriggers Down | *14,100   | *14,100   | *12,500   | *12,500   | *11,100   | *11,100   | *9,700  | *9,700  |   |   | *7,600  | *7,600  | 56.86 |
| 20 ft   | 3.49 m (11'5") MH – Outriggers Down | *14,300   | *14,300   | *12,500   | *12,500   | *11,100   | *11,100   | *9,800  | *9,800  |   |   | *7,700  | *7,700  | 58.10 |
| 15 ft   | 3.49 m (11'5") MH – Outriggers Down | *14,400   | *14,400   | *12,500   | *12,500   | *11,000   | *11,000   | *9,600  | *9,600  |   |   | *7,900  | *7,900  | 58.89 |
| 10 ft   | 3.49 m (11'5") MH – Outriggers Down | *14,300   | *14,300   | *12,400   | *12,400   | *10,800   | *10,800   | *9,300  | *9,300  |   |   | *8,000  | *8,000  | 59.25 |
| 5 ft  | 3.49 m (11'5") MH – Outriggers Down | *14,200   | *14,200   | *12,200   | *12,200   | *10,500   | *10,500   | *9,000  | *9,000  |   |   | *7,600  | *7,600  | 59.15 |
| 0 ft  | 3.49 m (11'5") MH – Outriggers Down | *13,700   | *13,700   | *11,700   | *11,700   | *10,000   | *10,000   | *8,400  | *8,400  |   |   | *7,100  | *7,100  | 58.66 |
| -5 ft   | 3.49 m (11'5") MH – Outriggers Down | *13,000   | *13,000   | *11,000   | *11,000   | *9,300  | *9,300  | *7,500  | *7,500  |   |   | *6,500  | *6,500  | 57.71 |
| -10 ft  | 3.49 m (11'5") MH – Outriggers Down | *11,800   | *11,800   | *10,000   | *10,000   | *8,200  | *8,200  | *6,300  | *6,300  |   |   | *5,800  | *5,800  | 56.30 |
| -15 ft  | 3.49 m (11'5") MH – Outriggers Down | *10,300   | *10,300   | *8,500  | *8,500  | *6,700  | *6,700  |   |   |   |   |   |   |       |

\* = Indicates that the load is limited by hydraulic lifting capacity rather than tipping load.

Oscillating Axle needs to be locked. Weight of all lifting accessories must be subtracted from the lifting capacities.

All lift capacities calculated and rated per ISO 10567:2007. Rated loads do not exceed 87% of hydraulic lift capacity or 75% of tipping load. Heavy Lift Function OFF

Lifting capacities are based on the machine standing on a firm uniform supporting surface. The load point is the centre line of the bucket pivot mounting pin on the stick.

# MH3050 Material Handler Specifications

## Lift Capacities – Counterweight: 9000 kg (19,850 lb)

Work tool: none, hydraulic cab riser, solid tires, bucket cylinder and bucket linkage installed, all lift capacity values are in kg

 Load point height    
  Load over front    
  Load over side    
  Load at maximum reach (stick nose/bucket pin)

### Undercarriage

3.49 m (11'5") (MH) Undercarriage

### Boom

10.95 m (35'11")

### Stick

8.3 m (27'3")

| Load point height | Undercarriage configuration       | 4500 mm         |                | 6000 mm         |                | 7500 mm         |                | 9000 mm         |                | 10 500 mm       |                | Load at maximum reach (stick nose/bucket pin) |                | mm     |
|-------------------|-----------------------------------|-----------------|----------------|-----------------|----------------|-----------------|----------------|-----------------|----------------|-----------------|----------------|---|----------------|--------|
|                   |                                   | Load over front | Load over side | Load over front | Load over side | Load over front | Load over side | Load over front | Load over side | Load over front | Load over side | Load over front                               | Load over side |        |
| 18 000 mm         | 3.49 m (11'5") MH – Outriggers Up |                 |                |                 |                |                 |                | *4750           | *4750          |                 |                | *4400   | *4400          | 9240   |
| 16 500 mm         | 3.49 m (11'5") MH – Outriggers Up |                 |                |                 |                |                 |                | *5850           | *5850          | *4850           | *4850          | *3950   | *3950          | 11 410 |
| 15 000 mm         | 3.49 m (11'5") MH – Outriggers Up |                 |                |                 |                |                 |                |                 |                | *5850           | *5850          | *3700   | *3700          | 13 040 |
| 13 500 mm         | 3.49 m (11'5") MH – Outriggers Up |                 |                |                 |                |                 |                |                 |                | *6600           | *6600          | *3550   | *3550          | 14 340 |
| 12 000 mm         | 3.49 m (11'5") MH – Outriggers Up |                 |                |                 |                |                 |                |                 |                | *7050           | 6650           | *3450   | 2900           | 15 370 |
| 10 500 mm         | 3.49 m (11'5") MH – Outriggers Up |                 |                |                 |                |                 |                | *8100           | *8100          | *7150           | 6500           | 3200  | 2500           | 16 210 |
| 9000 mm           | 3.49 m (11'5") MH – Outriggers Up |                 |                |                 |                |                 |                | *8300           | 8200           | *7250           | 6250           | 2850  | 2200           | 16 860 |
| 7500 mm           | 3.49 m (11'5") MH – Outriggers Up |                 |                |                 |                | *10 050         | *10 050        | *8500           | 7750           | 7200            | 5900           | 2650  | 2000           | 17 370 |
| 6000 mm           | 3.49 m (11'5") MH – Outriggers Up |                 |                | *13 000         | *13 000        | *10 500         | 9700           | 8800            | 7200           | 6800            | 5550           | 2450  | 1800           | 17 730 |
| 4500 mm           | 3.49 m (11'5") MH – Outriggers Up | *18 750         | *18 750        | *13 850         | 12 200         | 10 750          | 8700           | 8100            | 6550           | 6350            | 5100           | 2300  | 1700           | 17 960 |
| 3000 mm           | 3.49 m (11'5") MH – Outriggers Up | *5800           | *5800          | 13 350          | 10 450         | 9700            | 7700           | 7450            | 5900           | 5900            | 4650           | 2200  | 1600           | 18 060 |
| 1500 mm           | 3.49 m (11'5") MH – Outriggers Up | *3000           | *3000          | *8300           | *8300          | 8750            | 6800           | 6800            | 5300           | 5450            | 4250           | 2150  | 1550           | 18 030 |
| 0 mm              | 3.49 m (11'5") MH – Outriggers Up | *2700           | *2700          | *5700           | *5700          | 8050            | 6100           | 6300            | 4800           | 5100            | 3900           | 2150  | 1550           | 17 880 |
| -1500 mm          | 3.49 m (11'5") MH – Outriggers Up | *3000           | *3000          | *5150           | *5150          | 7600            | 5700           | 5950            | 4450           | 4800            | 3600           | 2150  | 1550           | 17 600 |
| -3000 mm          | 3.49 m (11'5") MH – Outriggers Up |                 |                | *5150           | *5150          | 7350            | 5450           | 5750            | 4250           | 4650            | 3450           | 2250  | 1600           | 17 180 |
| -4500 mm          | 3.49 m (11'5") MH – Outriggers Up |                 |                |                 |                | 7250            | 5350           | 5600            | 4150           | 4550            | 3350           |   |                |        |

## Lift Capacities – Counterweight: 9000 kg (19,850 lb)

Work tool: none, hydraulic cab riser, solid tires, bucket cylinder and bucket linkage installed, all lift capacity values are in lb

 Load point height    
  Load over front    
  Load over side    
  Load at maximum reach (stick nose/bucket pin)

### Undercarriage

3.49 m (11'5") MH Undercarriage

### Boom

10.95 m (35'11")

### Stick

8.3 m (27'3")

| Load point height | Undercarriage configuration       | 15 ft           |                | 20 ft           |                | 25 ft           |                | 30 ft           |                | 35 ft           |                | Load at maximum reach (stick nose/bucket pin) |                | ft    |
|-------------------|-----------------------------------|-----------------|----------------|-----------------|----------------|-----------------|----------------|-----------------|----------------|-----------------|----------------|---|----------------|-------|
|                   |                                   | Load over front | Load over side | Load over front | Load over side | Load over front | Load over side | Load over front | Load over side | Load over front | Load over side | Load over front                               | Load over side |       |
| 60 ft             | 3.49 m (11'5") MH – Outriggers Up |                 |                |                 |                |                 |                |                 |                |                 |                | *10,000                                       | *10,000        | 28.67 |
| 55 ft             | 3.49 m (11'5") MH – Outriggers Up |                 |                |                 |                |                 |                | *12,400         | *12,400        | *9,900          | *9,900         | *8,900  | *8,900         | 36.32 |
| 50 ft             | 3.49 m (11'5") MH – Outriggers Up |                 |                |                 |                |                 |                |                 |                | *12,400         | *12,400        | *8,200  | *8,200         | 42.03 |
| 45 ft             | 3.49 m (11'5") MH – Outriggers Up |                 |                |                 |                |                 |                |                 |                | *14,100         | *14,100        | *7,900  | 7,700          | 46.49 |
| 40 ft             | 3.49 m (11'5") MH – Outriggers Up |                 |                |                 |                |                 |                |                 |                | *15,400         | 14,200         | *7,600  | 6,500          | 50.03 |
| 35 ft             | 3.49 m (11'5") MH – Outriggers Up |                 |                |                 |                |                 |                | *17,600         | *17,600        | *15,500         | 13,900         | 7,100   | 5,600          | 52.89 |
| 30 ft             | 3.49 m (11'5") MH – Outriggers Up |                 |                |                 |                |                 |                | *18,000         | 17700          | *15,700         | 13,400         | 6,400   | 4,900          | 55.15 |
| 25 ft             | 3.49 m (11'5") MH – Outriggers Up |                 |                |                 |                | *21,700         | *21,700        | *18,500         | 16,700         | 15,500          | 12,700         | 5,800   | 4,400          | 56.86 |
| 20 ft             | 3.49 m (11'5") MH – Outriggers Up |                 |                | *28,100         | *28,100        | *22,700         | 21,000         | 18,900          | 15,500         | 14,600          | 11,900         | 5,400   | 4,000          | 58.10 |
| 15 ft             | 3.49 m (11'5") MH – Outriggers Up | *40,500         | *40,500        | *29,900         | 26,400         | 23,300          | 18,800         | 17,500          | 14,100         | 13,700          | 11,000         | 5,100   | 3,700          | 58.89 |
| 10 ft             | 3.49 m (11'5") MH – Outriggers Up | *14,200         | *14,200        | 28,900          | 22,600         | 21,000          | 16,600         | 16,000          | 12,700         | 12,700          | 10,000         | 4,900   | 3,500          | 59.25 |
| 5 ft              | 3.49 m (11'5") MH – Outriggers Up | *7,000          | *7,000         | *19,700         | 19,500         | 18,900          | 14,700         | 14,700          | 11,400         | 11,800          | 9,100          | 4,800   | 3,400          | 59.15 |
| 0 ft              | 3.49 m (11'5") MH – Outriggers Up | *6,200          | *6,200         | *13,200         | *13,200        | 17,400          | 13,200         | 13,600          | 10,400         | 11,000          | 8,400          | 4,700   | 3,400          | 58.66 |
| -5 ft             | 3.49 m (11'5") MH – Outriggers Up | *6,700          | *6,700         | *11,700         | *11,700        | 16,400          | 12,300         | 12,800          | 9,600          | 10,400          | 7,800          | 4,800   | 3400           | 57.71 |
| -10 ft            | 3.49 m (11'5") MH – Outriggers Up |                 |                | *11,700         | *11,700        | 15,900          | 11,700         | 12,300          | 9,200          | 10,000          | 7,400          | 4,900   | 3,500          | 56.30 |
| -15 ft            | 3.49 m (11'5") MH – Outriggers Up |                 |                |                 |                | 15,700          | 11,600         | 12,100          | 8,900          | 9,800           | 7,200          |   |                |       |

\* = Indicates that the load is limited by hydraulic lifting capacity rather than tipping load.

Oscillating Axle needs to be locked. Weight of all lifting accessories must be subtracted from the lifting capacities.

All lift capacities calculated and rated per ISO 10567:2007. Rated loads do not exceed 87% of hydraulic lift capacity or 75% of tipping load. Heavy Lift Function OFF

Lifting capacities are based on the machine standing on a firm uniform supporting surface. The load point is the centre line of the bucket pivot mounting pin on the stick.

# MH3050 Material Handler Specifications

## Lift Capacities – Counterweight: 9000 kg (19,850 lb) (continued)

Work tool: none, hydraulic cab riser, solid tires, bucket cylinder and bucket linkage installed, all lift capacity values are in kg

 Load point height     
  Load over front     
  Load over side     
  Load at maximum reach (stick nose/bucket pin)

### Undercarriage















3.49 m (11'5") (MH) Undercarriage

### Boom

10.95 m (35'11")

### Stick

8.3 m (27'3")

|  | Undercarriage configuration       | 12 000 mm   |   | 13 500 mm   |   | 15 000 mm   |   | 16 500 mm   |   | 18 000 mm   |   |  |   | mm     |
|--|-----------------------------------|---|---|---|---|---|---|---|---|---|---|---|---|--------|
|  |                                   |  |  |  |  |  |  |  |  |  |  |  |  |        |
| 18 000 mm  | 3.49 m (11'5") MH – Outriggers Up |   |   |   |   |   |   |   |   |   |   | *4400   | *4400   | 9240   |
| 16 500 mm  | 3.49 m (11'5") MH – Outriggers Up |   |   |   |   |   |   |   |   |   |   | *3950   | *3950   | 11 410 |
| 15 000 mm  | 3.49 m (11'5") MH – Outriggers Up | *4800   | *4800   |   |   |   |   |   |   |   |   | *3700   | *3700   | 13 040 |
| 13 500 mm  | 3.49 m (11'5") MH – Outriggers Up | *5750   | 5150  | *4550   | 4000  |   |   |   |   |   |   | *3550   | 3400  | 14 340 |
| 12 000 mm  | 3.49 m (11'5") MH – Outriggers Up | 6200  | 5150  | 4900  | 4000  | 3900  | 3100  |   |   |   |   | *3450   | 2900  | 15 370 |
| 10 500 mm  | 3.49 m (11'5") MH – Outriggers Up | 6100  | 5050  | 4850  | 3950  | 3850  | 3100  |   |   |   |   | 3200  | 2500  | 16 210 |
| 9000 mm  | 3.49 m (11'5") MH – Outriggers Up | 5900  | 4850  | 4700  | 3800  | 3800  | 3000  | 3050  | 2350  |   |   | 2850  | 2200  | 16 860 |
| 7500 mm  | 3.49 m (11'5") MH – Outriggers Up | 5650  | 4600  | 4550  | 3650  | 3700  | 2900  | 3000  | 2300  |   |   | 2650  | 2000  | 17 370 |
| 6000 mm  | 3.49 m (11'5") MH – Outriggers Up | 5400  | 4350  | 4350  | 3450  | 3550  | 2750  | 2900  | 2200  |   |   | 2450  | 1800  | 17 730 |
| 4500 mm  | 3.49 m (11'5") MH – Outriggers Up | 5050  | 4050  | 4100  | 3250  | 3400  | 2600  | 2800  | 2100  |   |   | 2300  | 1700  | 17 960 |
| 3000 mm  | 3.49 m (11'5") MH – Outriggers Up | 4750  | 3700  | 3900  | 3000  | 3200  | 2450  | 2700  | 2000  | 2250  | 1600  | 2200  | 1600  | 18 060 |
| 1500 mm  | 3.49 m (11'5") MH – Outriggers Up | 4450  | 3450  | 3700  | 2800  | 3050  | 2300  | 2550  | 1900  | 2150  | 1550  | 2150  | 1550  | 18 030 |
| 0 mm   | 3.49 m (11'5") MH – Outriggers Up | 4200  | 3150  | 3500  | 2600  | 2950  | 2150  | 2500  | 1800  |   |   | 2150  | 1550  | 17 880 |
| -1500 mm   | 3.49 m (11'5") MH – Outriggers Up | 4000  | 2950  | 3350  | 2450  | 2800  | 2050  | 2400  | 1750  |   |   | 2150  | 1550  | 17 600 |
| -3000 mm   | 3.49 m (11'5") MH – Outriggers Up | 3850  | 2850  | 3250  | 2350  | 2750  | 2000  | 2350  | 1700  |   |   | 2250  | 1600  | 17 180 |
| -4500 mm   | 3.49 m (11'5") MH – Outriggers Up | 3750  | 2750  | 3150  | 2300  | 2700  | 1950  |   |   |   |   |   |   |        |

## Lift Capacities – Counterweight: 9000 kg (19,850 lb)

Work tool: none, hydraulic cab riser, solid tires, bucket cylinder and bucket linkage installed, all lift capacity values are in lb

 Load point height     
  Load over front     
  Load over side     
  Load at maximum reach (stick nose/bucket pin)

### Undercarriage















3.49 m (11'5") MH Undercarriage

### Boom

10.95 m (35'11")

### Stick

8.3 m (27'3")

|  | Undercarriage configuration       | 40 ft   |   | 45 ft   |   | 50 ft   |   | 55 ft   |   | 60 ft   |   |  |   | ft    |
|--|-----------------------------------|---|---|---|---|---|---|---|---|---|---|---|---|-------|
|  |                                   |  |  |  |  |  |  |  |  |  |  |  |  |       |
| 60 ft  | 3.49 m (11'5") MH – Outriggers Up |   |   |   |   |   |   |   |   |   |   | *10,000   | *10,000   | 28.67 |
| 55 ft  | 3.49 m (11'5") MH – Outriggers Up |   |   |   |   |   |   |   |   |   |   | *8,900  | *8,900  | 36.32 |
| 50 ft  | 3.49 m (11'5") MH – Outriggers Up | *9,800  | *9,800  |   |   |   |   |   |   |   |   | *8,200  | *8,200  | 42.03 |
| 45 ft  | 3.49 m (11'5") MH – Outriggers Up | *12,100   | 11,000  | *9,200  | 8,400   |   |   |   |   |   |   | *7,900  | 7,700   | 46.49 |
| 40 ft  | 3.49 m (11'5") MH – Outriggers Up | 13,300  | 11,000  | 10,400  | 8,500   | *7,800  | 6,500   |   |   |   |   | *7,600  | 6,500   | 50.03 |
| 35 ft  | 3.49 m (11'5") MH – Outriggers Up | 13,100  | 10,800  | 10,300  | 8,400   | 8,200   | 6,500   |   |   |   |   | 7,100   | 5,600   | 52.89 |
| 30 ft  | 3.49 m (11'5") MH – Outriggers Up | 12,700  | 10,400  | 10,100  | 8,200   | 8,100   | 6,400   | 6,500   | 5,000   |   |   | 6,400   | 4,900   | 55.15 |
| 25 ft  | 3.49 m (11'5") MH – Outriggers Up | 12,200  | 9,900   | 9,700   | 7,800   | 7,900   | 6,200   | 6,300   | 4,900   |   |   | 5,800   | 4,400   | 56.86 |
| 20 ft  | 3.49 m (11'5") MH – Outriggers Up | 11,600  | 9,300   | 9,300   | 7,400   | 7,600   | 5,900   | 6,200   | 4,700   |   |   | 5,400   | 4,000   | 58.10 |
| 15 ft  | 3.49 m (11'5") MH – Outriggers Up | 10,900  | 8,700   | 8,800   | 6,900   | 7,200   | 5,600   | 5,900   | 4,500   |   |   | 5,100   | 3,700   | 58.89 |
| 10 ft  | 3.49 m (11'5") MH – Outriggers Up | 10,200  | 8,000   | 8,400   | 6,500   | 6,900   | 5,200   | 5,700   | 4,200   |   |   | 4,900   | 3,500   | 59.25 |
| 5 ft   | 3.49 m (11'5") MH – Outriggers Up | 9,600   | 7,400   | 7,900   | 6,000   | 6,600   | 4,900   | 5,500   | 4,000   |   |   | 4,800   | 3,400   | 59.15 |
| 0 ft   | 3.49 m (11'5") MH – Outriggers Up | 9,000   | 6,800   | 7,500   | 5,600   | 6,300   | 4,600   | 5,300   | 3,800   |   |   | 4,700   | 3,400   | 58.66 |
| -5 ft  | 3.49 m (11'5") MH – Outriggers Up | 8,600   | 6,400   | 7,200   | 5,300   | 6,100   | 4,400   | 5,200   | 3,700   |   |   | 4,800   | 3,400   | 57.71 |
| -10 ft   | 3.49 m (11'5") MH – Outriggers Up | 8,300   | 6,100   | 6,900   | 5,100   | 5,900   | 4,300   | 5,100   | 3,600   |   |   | 4,900   | 3,500   | 56.30 |
| -15 ft   | 3.49 m (11'5") MH – Outriggers Up | 8,100   | 5,900   | 6,800   | 5,000   | 5,900   | 4,200   |   |   |   |   |   |   |       |

\* = Indicates that the load is limited by hydraulic lifting capacity rather than tipping load.

Oscillating Axle needs to be locked. Weight of all lifting accessories must be subtracted from the lifting capacities.

All lift capacities calculated and rated per ISO 10567:2007. Rated loads do not exceed 87% of hydraulic lift capacity or 75% of tipping load. Heavy Lift Function OFF

Lifting capacities are based on the machine standing on a firm uniform supporting surface. The load point is the centre line of the bucket pivot mounting pin on the stick.

# MH3050 Material Handler Specifications

## Attachments Offering Guide – Europe

Not all Attachments are available in all regions. Consult your Cat dealer for configurations available in your region.

1800 kg/m<sup>3</sup> (3000 lb/yd<sup>3</sup>)

1200 kg/m<sup>3</sup> (2000 lb/yd<sup>3</sup>)

900 kg/m<sup>3</sup> (1500 lb/yd<sup>3</sup>)

600 kg/m<sup>3</sup> (1000 lb/yd<sup>3</sup>)

### PIN-ON ATTACHMENTS

| Undercarriage        |             | MH (solid tire)     |
|----------------------|-------------|---------------------|
| Counterweight        |             | 9000 kg (19,850 lb) |
| Boom Type            |             | MH 10.95 m (35'11") |
| Stick Length         |             | 8.30 m (27'3")      |
| Orange Peel Grapples | GSH425-750  | ●                   |
|                      | GSH425-950  | ●                   |
|                      | GSH425-1150 | ○                   |
|                      | GSH440-950  | ○                   |
|                      | GSH440-1150 | ○                   |
|                      | GSH525-750  | ●                   |
|                      | GSH525-950  | ○                   |
|                      | GSH525-1150 | ○                   |
|                      | GSV525-600  | ●                   |
|                      | GSV525-750  | ●                   |
|                      | GSV525-950  | ○                   |
|                      | GSV525-1150 | ○                   |
|                      | GSV525-1550 | ◇                   |
|                      | GSV425-600  | ●                   |
|                      | GSV425-750  | ●                   |
|                      | GSV425-950  | ●                   |
|                      | GSV425-1150 | ○                   |
| GSV425-1550          | ◇           |                     |
| Clamshell Grapples   | CTV20-1300  | ○                   |
|                      | CTV20-1500  | ◆                   |
|                      | CTV20-1700  | ◆                   |

# MH3050 Material Handler Specifications

## Attachments Offering Guide – North America

Not all Attachments are available in all regions. Consult your Cat dealer for configurations available in your region.

|   |   |  |  |   |
|---|---|--|--|---|
| <input type="radio"/> 1800 kg/m <sup>3</sup> (3000 lb/yd <sup>3</sup> ) | <input type="radio"/> 1200 kg/m <sup>3</sup> (2000 lb/yd <sup>3</sup> ) | <input type="radio"/> 900 kg/m <sup>3</sup> (1500 lb/yd <sup>3</sup> ) | <input type="checkbox"/> A Acceptable Match<br>(Max. Log Load kg/lb) | <input type="checkbox"/> 0 Optimal Match<br>(Max. Log Load kg/lb) |
|---|---|--|--|---|

### PIN-ON ATTACHMENTS

| <b>Undercarriage</b> |             | <b>MH (solid tire)</b>     |
|----------------------|-------------|----------------------------|
| <b>Counterweight</b> |             | <b>9000 kg (19,850 lb)</b> |
| <b>Boom Type</b>     |             | <b>MH 10.95 m (35'11")</b> |
| <b>Stick Length</b>  |             | <b>8.30 m (27'3")</b>      |
| Orange Peel Grapples | GSH425-750  | ●                          |
|                      | GSH425-950  | ●                          |
|                      | GSH425-1150 | ○                          |
|                      | GSH440-950  | ○                          |
|                      | GSH440-1150 | ○                          |
|                      | GSH525-750  | ●                          |
|                      | GSH525-950  | ○                          |
|                      | GSH525-1150 | ○                          |
| Clamshell Grapples   | CTV20-1500  | ◆                          |
| Forestry Grapple     | GLL55       | A<br>(2300/5,071)          |
|                      | GLL60       | 0<br>(2210/4,872)          |

# MH3050 Standard and Optional Equipment

## Standard and Optional Equipment

Standard and optional equipment may vary. Consult your Cat dealer for details.

|  | Standard | Optional |   | Standard | Optional |
|--|----------|----------|---|----------|----------|
| <b>BOOM, STICKS AND LINKAGES</b>   |          |          | <b>ENGINE</b>   |          |          |
| 10.95 m (35'11") Straight Material Handling Boom                             | ✓        |          | Cat® C9.3B Turbo diesel engine (compliant with EU Stage V/U.S. EPA Tier 4 Final emission standards) | ✓        |          |
| 8.3 m (27'3") Industrial Stick   | ✓        |          | Automatic engine speed control  | ✓        |          |
| <b>CAT TECHNOLOGY</b>  |          |          | Three selectable modes: Power, Smart, Eco   | ✓        |          |
| Cat Product Link™  | ✓        |          | Remote disable  | ✓        |          |
| Cat Payload including Payload Information, Static Weigh and Auto Calibration | ✓        |          | 4500 m (14,760 ft) altitude capability with engine power derate above 3000 m (9,840 ft)             | ✓        |          |
| 2D E-fence with Cab Avoidance  | ✓        |          | 52°C (125°F) high-ambient cooling capacity  | ✓        |          |
| Remote Flash capability  | ✓        |          | Cold starting capability for -32°C (-25°F)  | ✓        |          |
| Remote Troubleshoot capability   | ✓        |          | Cold start, block heater (120V) <sup>(1)</sup>  | ✓        |          |
| <b>ELECTRICAL</b>  |          |          | Cold start, ether start <sup>(1)</sup>  | ✓        |          |
| LED lights on boom, stick and cab  | ✓        |          | Double element air filter with integrated pre-cleaner   | ✓        |          |
| LED lights on chassis (Left Hand, Right Hand) and counterweight              | ✓        |          | Electric fuel priming pump  | ✓        |          |
| Programmable time-delay LED working lights                                   | ✓        |          | Two-stage fuel filtration system with water separator and indicator                                 | ✓        |          |
| Maintenance free batteries   | ✓        |          | Secure start with Personal Identification Number (PIN) code   | ✓        |          |
| Centralized electrical disconnect switch                                     | ✓        |          | On-demand hydraulic cooling fan with auto-reverse function  | ✓        |          |
| Generator, 25 kW with wiring to stick nose                                   |          | ✓        | Cooling door with integrated fine mesh screen   |          | ✓        |
|  |          |          | Biodiesel capability up to B20  | ✓        |          |

<sup>(1)</sup>North America only

(continued on next page)

# MH3050 Standard and Optional Equipment

## Standard and Optional Equipment *(continued)*

Standard and optional equipment may vary. Consult your Cat dealer for details.

|   | Standard | Optional |   | Standard | Optional |
|---|----------|----------|---|----------|----------|
| <b>HYDRAULICS</b>   |          |          | <b>SERVICE AND MAINTENANCE</b>  |          |          |
| Boom and stick lowering control check valves                    | ✓        |          | Scheduled Oil Sampling (S·O·S <sup>SM</sup> ) ports   | ✓        |          |
| Boom and stick regeneration circuits                            | ✓        |          | QuickEvac <sup>TM</sup> maintenance ready   | ✓        |          |
| Electronic main control valve                                   | ✓        |          | Grouped location for engine oil and fuel filters  | ✓        |          |
| Automatic hydraulic oil warm up                                 | ✓        |          | Automatic lubrication system for implement and swing system   | ✓        |          |
| High performance hydraulic return filter                        | ✓        |          | <b>UNDERCARRIAGE AND STRUCTURES</b>   |          |          |
| 2-Slider joysticks  | ✓        |          | All wheel drive   | ✓        |          |
| Medium pressure (grapple rotate) and cab riser valve            | ✓        |          | Automatic brake/axle lock   | ✓        |          |
| Capability of installing additional generator pump and circuit  | ✓        |          | Creeper speed   | ✓        |          |
| Fine swing capability <sup>(1)</sup>                            | ✓        |          | Electronic swing and travel lock  | ✓        |          |
| SmartBoom <sup>TM</sup>   | ✓        |          | Heavy-duty axles, advanced disc brake system and travel motor, adjustable braking force                 | ✓        |          |
| Joystick steering   | ✓        |          | Oscillating front axle, lockable, with remote greasing point  | ✓        |          |
| Automatic swing parking brake                                   | ✓        |          | Tires, 12.00-24, dual, solid rubber   |          | ✓        |
| Cat BIO HYDO <sup>TM</sup> Advanced biodegradable hydraulic oil |          | ✓        | Tires, 14.00-24, dual, solid rubber   |          | ✓        |
| Adjustable hydraulic aggressiveness                             | ✓        |          | Access steps (Right Hand Side [RHS], Left Hand Side [LHS], front) and one tool box at the undercarriage | ✓        |          |
| Pattern changer   | ✓        |          | Access steps rear at the undercarriage  |          | ✓        |
| <b>SAFETY AND SECURITY</b>                                      |          |          | Two speed hydrostatic transmission  | ✓        |          |
| Rear and right-side-view cameras                                |          | ✓        | Counterweight 9000 kg (19,850 lb)   | ✓        |          |
| 360° visibility   |          | ✓        |   |          |          |
| Caterpillar One Key Security System                             | ✓        |          |   |          |          |
| Travel alarm  | ✓        |          |   |          |          |
| Signal/warning horn   | ✓        |          |   |          |          |
| Rotating beacon on cab  |          | ✓        |   |          |          |
| Lockable external tool/storage box                              | ✓        |          |   |          |          |
| Neutral lever (lock out) for all controls                       | ✓        |          |   |          |          |
| Ground-level accessible secondary engine shutoff switch in cab  | ✓        |          |   |          |          |
| Bluetooth <sup>®</sup> receiver                                 | ✓        |          |   |          |          |
| Anti-skid plate and countersunk bolts on service platform       | ✓        |          |   |          |          |

<sup>(1)</sup>North America only

## Dealer Installed Kits and Attachments

Attachments may vary. Consult your Cat dealer for details.

### CAB

- Seat belt, retractable (75 mm/3" width)
- Dual exit rear window kit (Canadian regulation)

### ELECTRICAL

- Jump start wiring

### GUARDS

- FOGS (not compatible with cab light cover, rain protector)
- Mesh guard full front (not compatible with cab light cover, rain protector)
- Full protection vandalism guard



## Cab Options

|  | Premium |
|--|---------|
| Advanced sound suppressed TOPS certified cab with rubber mounts  | ●       |
| Heated and cooled premium seat with air suspension with headrest | ●       |
| Height-adjustable console  | ●       |
| High-resolution 254 mm (10") LCD touchscreen monitor             | ●       |
| Tilt-up left-side console  | ●       |
| Automatic bi-level air conditioner                               | ●       |
| Jog dial and shortcut keys for monitor control                   | ●       |
| Keyless push-to-start engine control                             | ●       |
| 51 mm (2 in) orange seat belt                                    | ●       |
| Unfastened seat belt warning                                     | ●       |
| Bluetooth integrated radio with USB ports and speakers           | ●       |
| Two 12V DC outlets   | ●       |
| Document, rear and overhead storage                              | ●       |
| Cup and bottle holders   | ●       |
| Fixed one-piece front window and skylight (P5A classified)       | ○       |
| Fixed two-piece front window and skylight (P8B classified)       | ○       |
| Parallel wiper with washer                                       | ●       |
| LED dome light   | ●       |
| Floor welcome light  | ●       |
| Roller front and rear sunscreens                                 | ●       |
| Rear window emergency exit                                       | ●       |
| Washable floor mat   | ●       |
| Beacon ready   | ●       |
| FOGS   | ○       |
| Skylight wiper with washer                                       | ○       |
| Two LED cab lights   | ●       |
| Rainvisor (not with FOGS)  | ●       |

● Standard

○ Optional

For more complete information on Cat products, dealer services, and industry solutions, visit us on the web at [www.cat.com](http://www.cat.com)

© 2023 Caterpillar  
All rights reserved

Materials and specifications are subject to change without notice. Featured machines in photos may include additional equipment. See your Cat dealer for available options.

CAT, CATERPILLAR, LET'S DO THE WORK, their respective logos, "Caterpillar Corporate Yellow," the "Power Edge" and Cat "Modern Hex" trade dress as well as corporate and product identity used herein, are trademarks of Caterpillar and may not be used without permission.

AEXQ3549-00 (04-2023)  
Build Number: 07D  
(N Am, EU)

